

Name: \_\_\_\_\_

# Light Sources Sorting Activity

## INTRODUCTION

Light can come from many sources. The qualities and quantities of light available from a particular source might make it more or less desirable for a particular task like microscopy.

## WHAT YOU NEED

Scissors  
Glue stick or Tape

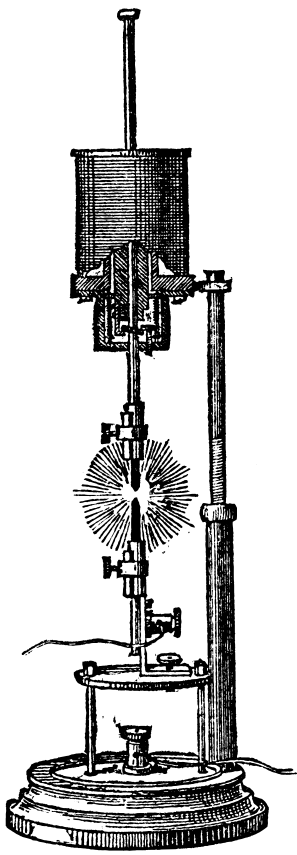
## ACTIVITY

Cut out the light sources on the next page and organize them into several groups. Use the white space on the back of this page to write the following for each group:


- Why are items included?
- Why are items excluded?

After you have completed the grouping task above, answer the following questions below:

- What are some types of light that are not pictured?
- Are there additional groups that could be formed by the light sources that you added?



Arc lamp




Flashlight




Light bulb



Laser light



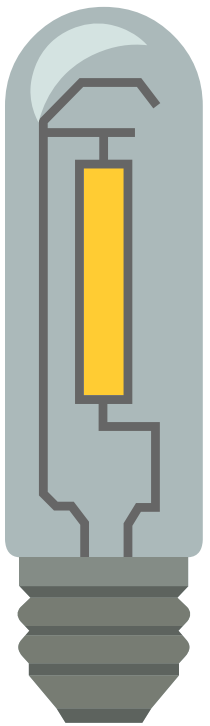
Lightning



Glow sticks



Jellyfish



Sodium lamp



Firefly



Sun



Fire